



Jacketed Underground



Plasteel Elutron FRP Jacketed Envirotank

Tank Built To: ULC S603

Corrosion Protection To: ULC 1746

Elutron delivers unique jacketed construction, with 360° interstitial monitoring. It is UL & ULC tested for corrosion resistance and listed for secondary containment of all motor vehicle fuels, including MTBE and ETBE.

ELUTRON provides optimal secondary containment in underground tanks.

Standard Features

A. FRP laminate maintains a solid, seamless integrity when subjected to ambient temperature extremes and does not become brittle or soft below or above ground.

B. Aluminum foil provides a minimum clearance, free flowing, 360° interstice. The aluminum forms a cathodic protection system in the event of water entry.

C. Steel tube provides access to monitor interstitial space.

D. Flat heads, combined with minimum surrounding backfill, results in 25 - 30% less backfill material requirements compared to FRP tanks.








E. Primary welded steel tank is manufactured to ULC or UL Listing requirements. It provides long term structural safety incorporating compatibility to a broad range of products.



F. Steel monitor access tube is welded liquid tight into primary steel tank. Threaded coupling connection seals interstitial monitor.

G. Non-corroding collar (optional) provides solid attachments for piping containment sumps.

Optional Features

-  Deadman anchor kits
-  Reverse flanged manways
-  Polyethelene tank sumps c/w waterproof lid
-  Double bulkheads for multi compartments
-  Vacuum monitor grade extension assembly
-  Remote vacuum monitor display
-  Additional fittings

-- Dimensional Chart

Capacity	Tank Dia. I.D.	Tank Length	Anchor Kits Required	Weight
Series 1				
5,000 L (Gal)	65"	97.5"	1	1,665 lbs
7,500 L (Gal)	65"	145.5"	1	2,050 lbs
10,000 L (2,200 Gal)	65"	183"	1	2,800 lbs
Series 2				
15,000 L (Gal)	88.5"	106.5"	1	3,900 lbs
20,000 L (4,400 Gal)	88.5"	208.5"	1	4,850 lbs
25,000 L (5,500 Gal)	88.5"	256.5"	2	5,680 lbs
30,000 L (6,600 Gal)	88.5"	304.5"	2	7,675 lbs
35,000 L (7,700 Gal)	88.5"	352.5"	2	8,700 lbs
Series 3				
40,000 L (8,800 Gal)	98.5"	328.5"	2	9,300 lbs
45,000 L (9,900 Gal)	98.5"	364.5"	2	11,400 lbs
50,000 L (11,000 Gal)	98.5"	412.5"	2	12,700 lbs
Series 4				
50,000 L (11,000 Gal)	118"	280.5"	2	11,000 lbs
65,000 L (14,300 Gal)	118"	264.5"	3	14,425 lbs
75,000 L (16,500 Gal)	118"	424.5"	3	18,000 lbs
90,000 L (20,900 Gal)	118"	508.5"	3	21,000 lbs
100,000 L (21,900 Gal)	118"	556.5"	3	26,900 lbs